

60° 4x4 Asymmetrical Horn WB

4x4 HORN ANTENNA WITH WIDEBAND PERFORMANCE COVERING 5 GHZ AND 6 GHZ UNLICENSED BANDS

60° Asymmetrical Horn Antennas have asymmetrical beam patterns with highly suppressed sidelobes. They offer excellent noise rejection and supreme scalability options.

Ultimate Wideband Performance in 4x4

AH60WB 4x4 Antenna provides unmatched wideband performance covering entire 5 & 6 GHz unlicensed with balanced H+V beams, stable gain and stable radiation patterns across entire working band. AH60WB is equipped with TwistPort™ waveguide connectors allowing for extremely wide versatility and connectivity configurations, such as 4x4, dual or single 2x2, 5 GHz, 6 GHz, wideband 5 & 6 GHz using connectorized radios with pigtails or with TPA.

New Innovative Design

AH60WB 4x4 has completely new industrial design and is built using highly resistant materials:

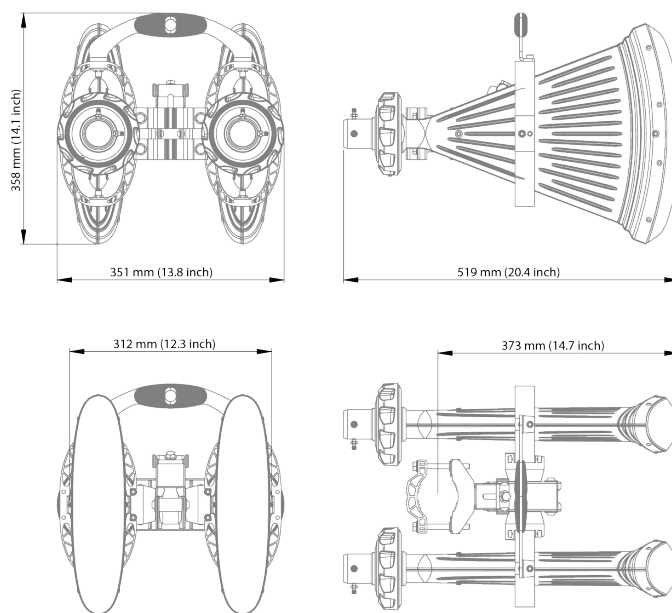
- Built of high grade aluminum for extreme outdoor resistance in harsh salt water environment
- Surprisingly light weight with robust aluminum structural rings to increase strength
- Massive mounting bracket made of stainless steel to support additional load of mounted radios
- Stainless steel hardware with anti-seize coating
- Industry leading ergonomics with integrated handle for easy deployment



TECHNICAL DATA

Radio Connection	TwistPort™ Waveguide Connector, 2xRP-SMA Female
Pigtails in Package	4x RP-SMA Male Connector 750mm (29.5 inch)
Antenna Type	Horn
Materials	Aluminium, Stainless Steel, ABS, PMMA
Enviromental	IP65
Pole Mounting Diameter	40-80 mm (1.5-3.1 inch) Recommended as close to 80 mm (3.1 inch) as possible Recommended mounting on stand off bracket
Temperature	-35°C to +60°C (-31°F to +140°F)
Wind Survival	160 km/h (100 mph)
Wind Load	58/107 N - Front/Side at 160 km/h (100 mph)
Effective Projected Area	481/881 cm ² - Front/Side (74.6/136.6 in ²)
Mechanical Adjustment	± 20° Elevation
Weight	5.0 kg / 11.0 lbs – single unit 8.0 kg / 17.6 lbs – single unit incl. package
Single Unit	Retail Box: 490 x 440 x 440 mm (19.3 x 17.3 x 17.3)

PRODUCT DIMENSIONS



PERFORMANCE

Frequency Range	4900 - 7125 MHz with waveguide port 5700 - 7125 MHz with RP-SMA in package**
Gain	16 dBi
Azimuth Beam Width -3 dB/-6dB	H 42°, V 42° / H 63°, V 63°
Elevation Beam Width -3 dB/-6dB	H 16°, V 17° / H 26°, V 25°
Beam Efficiency	96 %*
Front-to-Back Ratio	27 dB
VSWR	<1.8
Polarization	Dual Linear H + V
Impedance	50 Ohm

* Beam efficiency defined up to first null ** Frequency range may be limited by connected TPA. Check the frequency range of TPA.

1/2 4x4 60° ASYMMETRICAL HORN ANTENNA WB Rev 09-2025

RF elements® and TwistPort™ are trademarks of RF elements s.r.o., Slovakia.
All rights of respective trademark owners reserved. © RF elements 2025



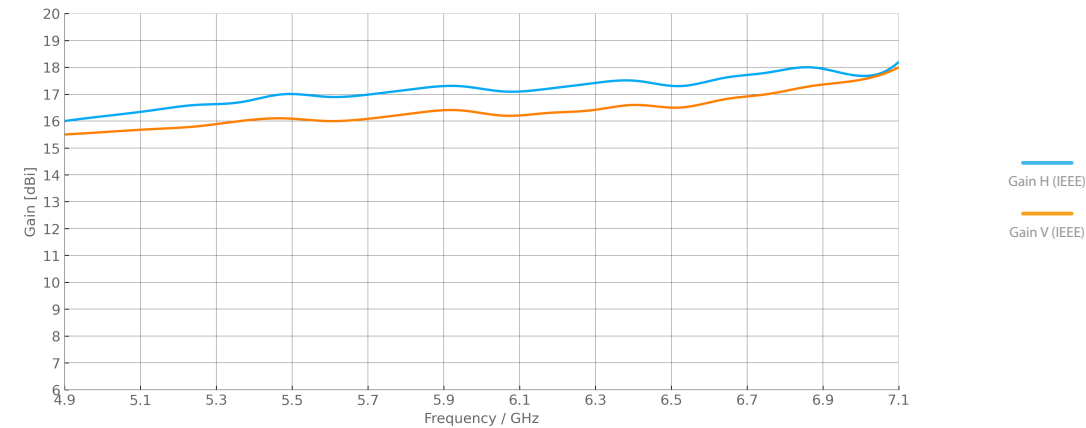
This product was produced under the conditions of a certified management system that meets the requirements of the ISO 9001, ISO 14001 and ISO 45001 standard, while this system was certified by QSCert.

www.rfelements.com

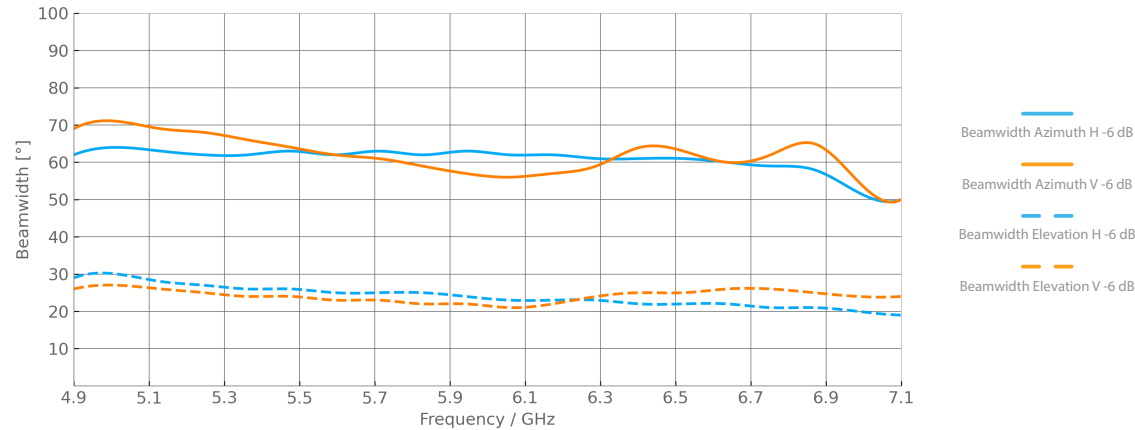
ANTENNA GAIN

Antenna Nominal Gain with Waveguide Port

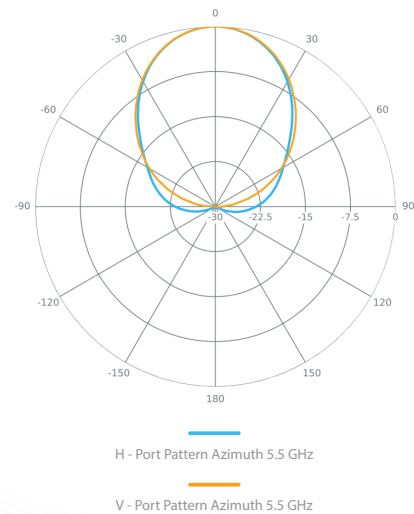
This graph demonstrates the maximum achievable gain of the antenna in boresight with an ideal waveguide port. As we offer various feeding options, we recommend you to check the specs of the antenna feed of your choice.



ANTENNA BEAMWIDTH



AZIMUTH PATTERN



ELEVATION PATTERN

