

30° Asymmetrical Beam Antenna

HORN ANTENNA WITH N-FEMALE CONNECTORS

30° Asymmetrical Horn CC has radiation pattern narrow in the azimuth and wide in the elevation plane, greatly improving the coverage planning options. Increased gain and zero side lobes are suitable for rural deployments.

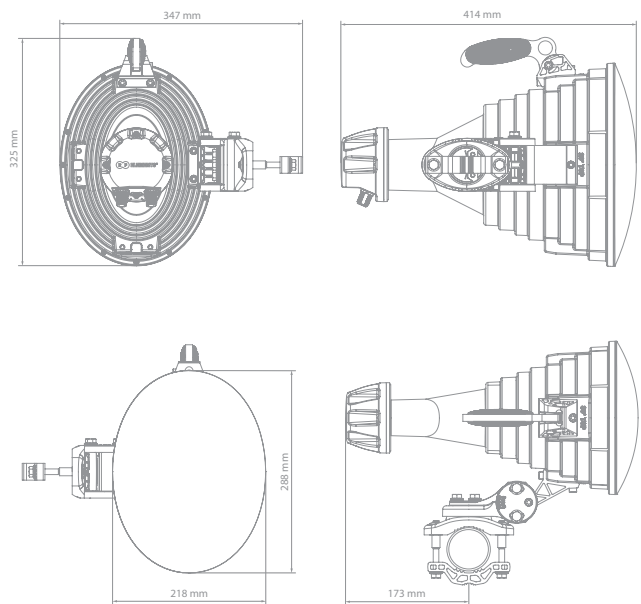
30° Asymmetrical Horn CC Antenna exceeds the traditional patch array sector antenna thanks to high stability of gain and radiation pattern in the whole bandwidth of operation. Outstanding noise rejection and precision of radiation pattern favor 30° Asymmetrical Horn CC antenna for high-density AP clusters and dense co-location sites. 30° Asymmetrical Horn CC Antenna features two N-female connectors.



TECHNICAL DATA

Radio Connection	2x N Female Bulkhead Connector
Antenna Type	Horn
Materials	UV Resistant ABS Plastic, Polycarbonate, HDPE, Aluminium, Stainless Steel
Environmental	IP55
Pole Mounting Diameter	36-80 mm (recommend as close to 80mm as possible)
Temperature	-35°C to +55°C (-31°F to +131°F)
Wind Survival	160 km/hour
Wind Loading	67 N at 160 km/hour
Mechanical Adjustment	± 25° Elevation, ± 20° Azimuth
Weight	4.5 kg / 10.0 lbs – single unit* 6.6 kg / 14.6 lbs – single unit incl. package*
Single Unit	Retail Box: 435 × 360 × 250 mm / 17.1 × 14.2 × 9.8 inch*

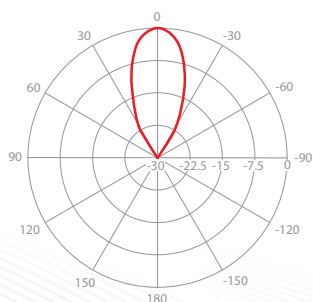
PRODUCT DIMENSIONS



PERFORMANCE

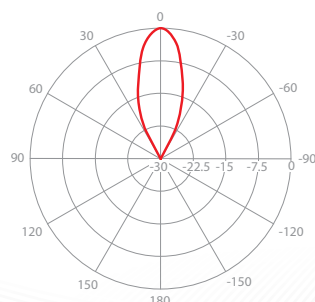
Frequency Range	5180 - 6000 MHz
Gain	20.5 dBi
Azimuth Beam Width -3 dB	H 21° / V 21°
Elevation Beam Width -3 dB	H 15° / V 15°
Azimuth Beam Width -6 dB	H 30° / V 30°
Elevation Beam Width -6 dB	H 20° / V 20°
Beam Efficiency**	95 %
Front-to-Back Ratio	35 dB
VSWR Max 5180-6000 MHz	1.8
Polarization	Dual Linear H + V
Impedance	50 Ohm

AZIMUTH PATTERN



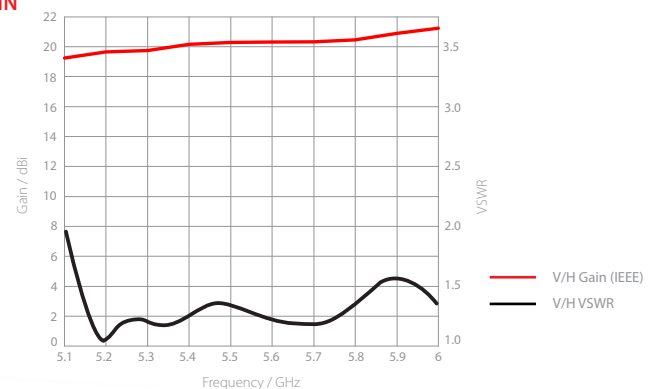
V/H - Port Pattern Azimuth 5.6 GHz

ELEVATION PATTERN



V/H - Port Pattern Elevation 5.6 GHz

GAIN



*Subject to change, **Main beam defined up to first null

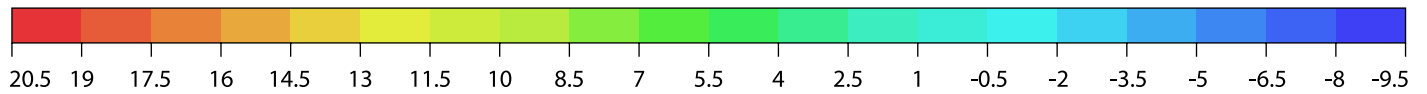
3D RADIATION DIAGRAM

SCALE: 30dBi

COMPATIBLE WITH: ADOBE ACROBAT READER DC. NOT SUPPORTED ON MOBILE.

USE MOUSE TO ROTATE THE DIAGRAM. SCROLL IN/OUT TO ZOOM IN/OUT

dBi



FRONT	BACK	RIGHT	LEFT	UP	DOWN
-------	------	-------	------	----	------