



# TwistPort™ Adaptor with RP-SMA Connectors

User Guide

TPA-SMA6



Installation Video



If you need further assistance, reach out to us on our webpage or on social media.

# TwistPort™ Adaptor

---

## Contents

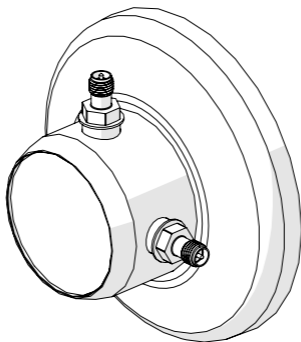
TwistPort™ Adaptor - English User Guide.....	3
--	---



## Package Contents

---

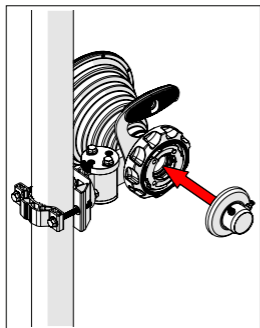
1



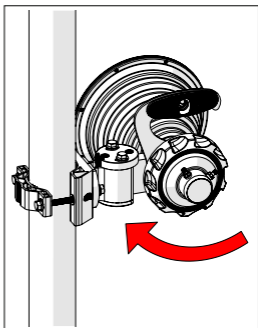
Number	Description	Quantity
1	TwistPort™ Adaptor	1x

## Installation Guide

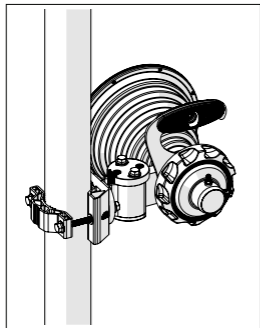
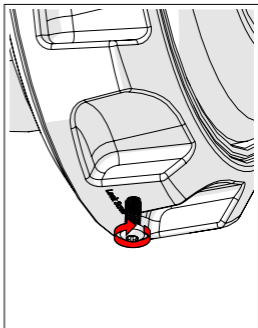
1



2



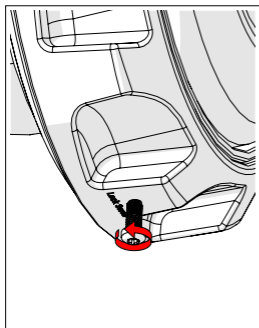
3

4 **Optional:** Install the 3 x 16 locking screw.

Tighten the locking screw to secure the TwistPort™ lock mechanism.

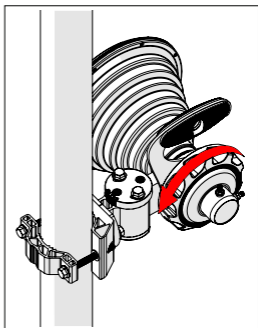
## Uninstallation Guide

1 If the locking screw was used,

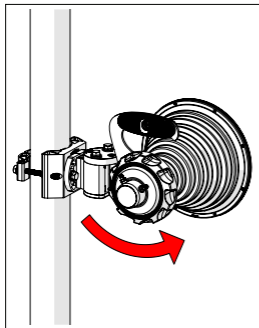


unscrew it by about 10 mm before unlocking the TwistPort™ mechanism.

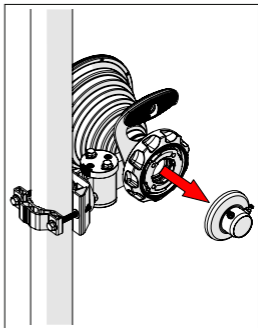
2



3



4



RF elements®, TwistPort™ and SIMPER™ are trademarks  
of RF elements s.r.o., Slovakia.  
All rights of trademark owners reserved.



RF elements s.r.o.  
+421 2 7333 7733  
[info@rfelements.com](mailto:info@rfelements.com)  
[www.rfelements.com](http://www.rfelements.com)