

UltraDish™ 29 WB

TPA SMA



PERFORMANCE

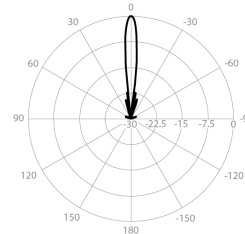
UD29WB

Frequency Range	4900 - 7125 MHz Antenna on WG Port
Gain	29 dBi
Azimuth Beam Width -6dB	H 7.6°, V 7.6°
Elevation Beam Width -6dB	H 7.6°, V 7.6°
Beam Efficiency	59 %
Front-to-Back Ratio	40 dB
Polarization	Dual Linear H + V
Impedance	50 Ohm
ETSI	EN 302 217-4 class 1

TPA-SMA

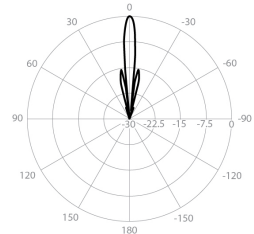
Polarization	Dual Linear H + V
Impedance	50 Ohm

Azimuth Pattern H



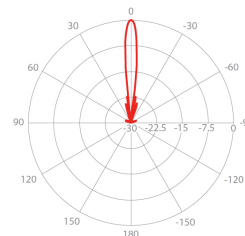
H - Port Pattern Azimuth 5.6 GHz

Elevation Pattern H



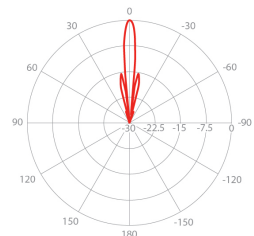
H - Port Pattern Elevation 5.6 GHz

Azimuth Pattern V



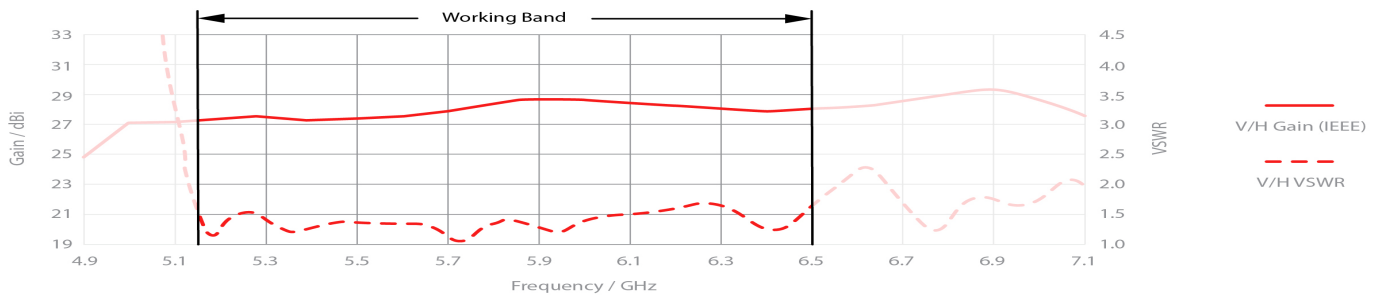
V - Port Pattern Azimuth 5.6 GHz

Elevation Pattern V



V - Port Pattern Elevation 5.6 GHz

REALIZED GAIN AND VSWR



NOMINAL GAIN

